


| Product information | | | | | | | |
|---------------------|--|----------|----------|-------|--|--|--|
| Product code | Product name | I_n Al | I_n Cu | U_n | | | |
| VC02-0087 | Pole branching connector kit 2-pole 400 V IT | 145 | 135 | 1000V | | | |



| Installation | |
|--------------|----------|
| Type | On cable |




Open the housing with for example flat-bladed screwdriver

Close with light press after connection



| Connection | | | | | | | |
|---|---------|----------|-------------------|--|--------------------|-------|---|
|  | Screw 1 | M4 | Tightening torque | | Stripping length L | 16 mm |  |
| | Bit | Pozidriv | | 1,5-2,5 mm ² / M4 (VC02-0055) | | | |
| | Screw 2 | M6 | | 1,5-6 mm ² / M6 (VC02-0072) | | | |
| | SW | 3 | | 2,5-16 mm ² (M10) | | | |
| | Screw 3 | M10 | | 25-50 mm ² (M10) | | | |
| | SW | 5 | | | | | |



Installation

Connector can be used for both **copper- or aluminium** conductors. It's recommended to use anti-corrosion paste for aluminium conductors. (e.g. Penetrox).

It is allowed to use max. three adjacent cross sectioned conductors per space (Copper conductors). The nominal max. cross section value must not be exceeded.

It is allowed to install only one aluminium conductor per space.

Using ferrule is recommended for fine-stranded conductors.

Sector shaped conductors must be pre-rounded before installation.

Support connector during tightening the screws.



Connectors should be installed with conductor inputs downwards